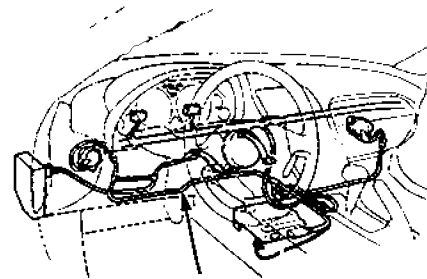


Rear Window Defogger

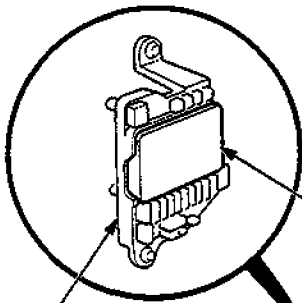
Component Location Index

CAUTION:

- All SRS electrical wiring harnesses are covered with yellow outer insulation.
- Before disconnecting the SRS wire harness, install the short connector on the airbag (see page 23-323).
- Replace the entire affected SRS harness assembly if it has an open circuit or damaged wiring.



SRS MAIN WIRE HARNESS



INTEGRATED CONTROL UNIT

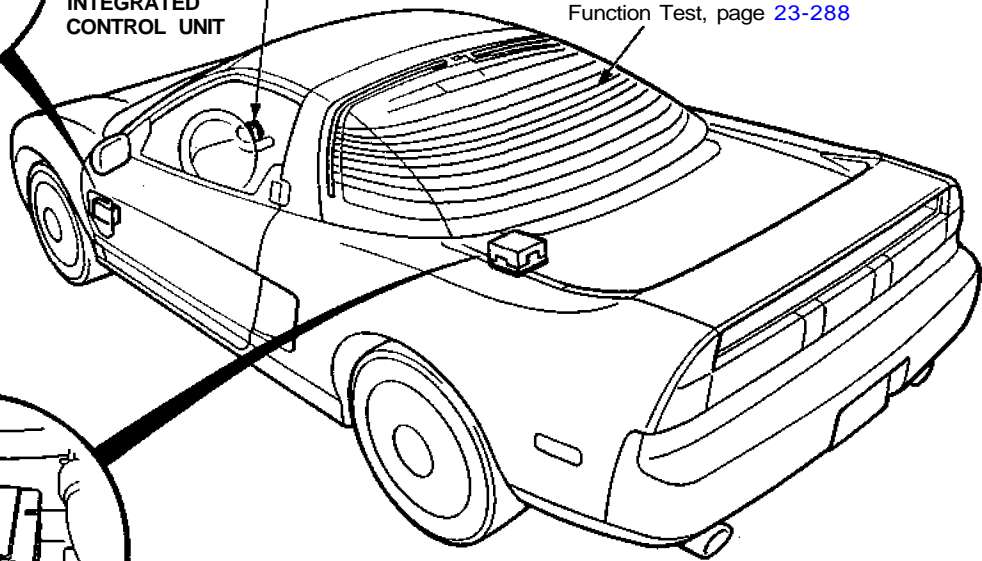
DEFOGGER SWITCH

Removal, page 23-273
Test, page 23-275

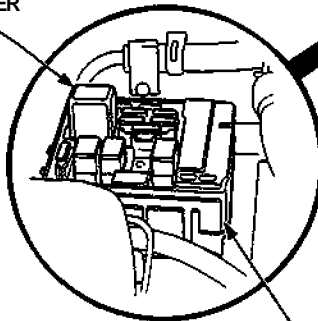
REAR WINDOW DEFOGGER

Function Test, page 23-288

UNDER-DASH FUSE BOX



DEFOGGER RELAY



ENGINE COMPARTMENT FUSE/RELAY BOX

Description

Function:

The rear window defogger is controlled by the integrated control unit. When the defogger switch in the combination switch is pushed, it sends a signal to the defogger timer in the integrated control unit and the defogger stays on for 25 minutes or until the ignition switch is switched off. The indicator light in the switch shows when the defogger is on.