


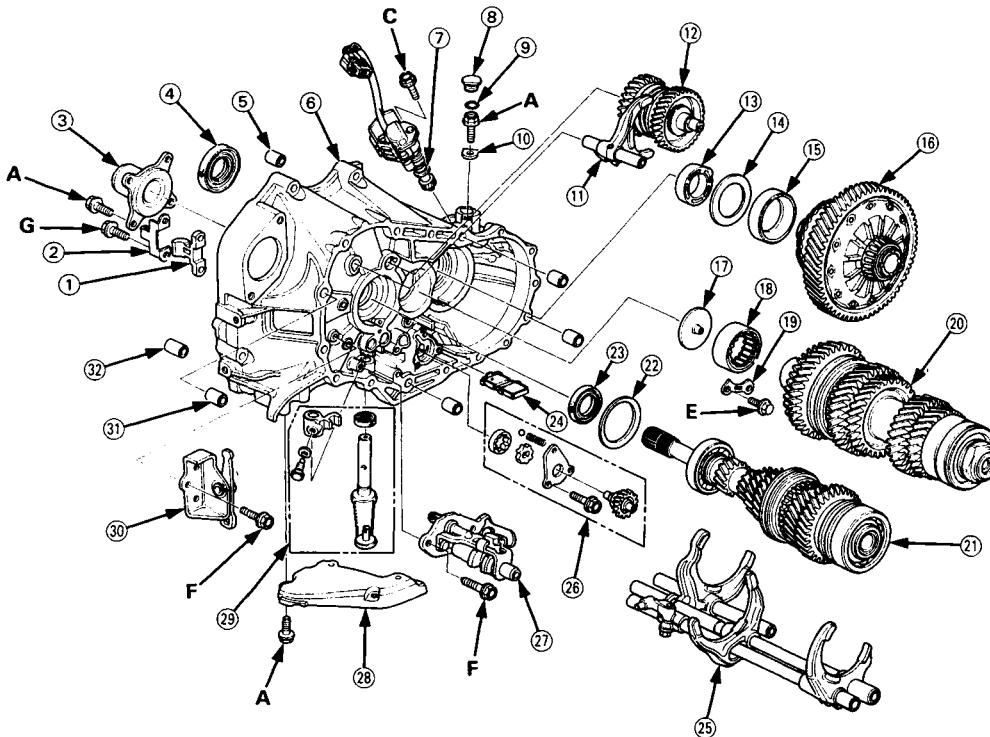
Illustrated Index

Clean all parts thoroughly in solvent and dry with compressed air.

 Lubricate all parts with oil before reassembly.

NOTE:

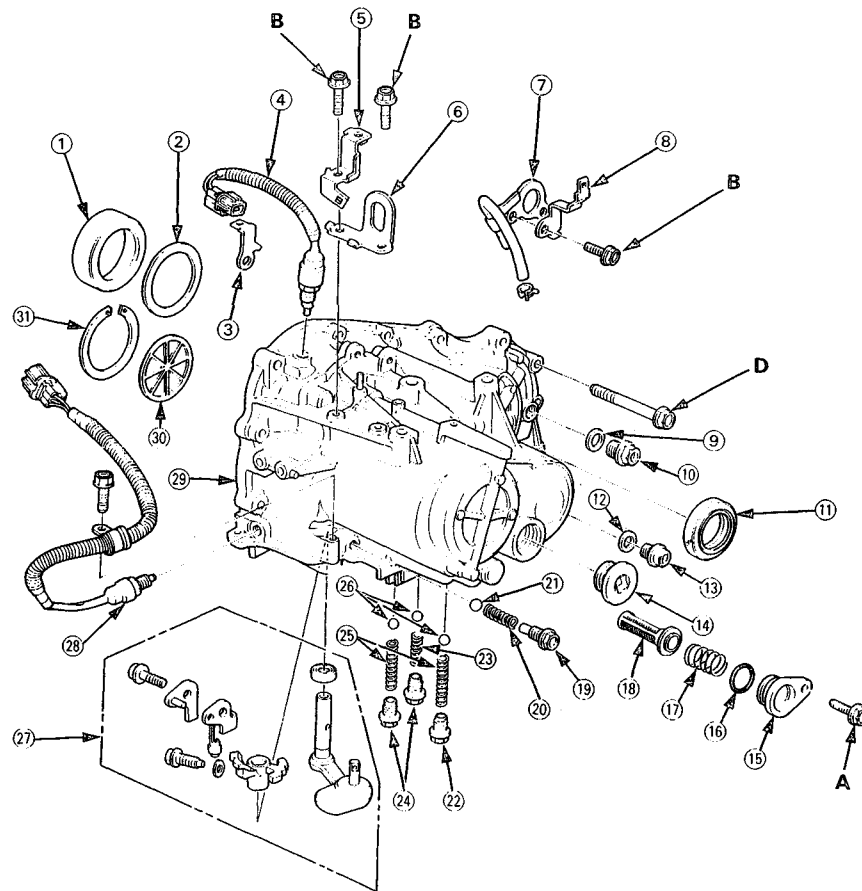

- This transmission uses no gaskets between the major housings; use P/N 08718—0001 sealant. Assemble the housings within 20 minutes after applying the sealant and allow it to cure at least 30 minutes after assembly before filling the transmission with oil.
- Always clean the magnet (24) whenever the transmission housing is disassembled.



- ① CLUTCH RELEASE HANGER
- ② RELEASE HANGER SPRING
- ③ RELEASE BEARING GUIDE
- ④ 40 x 68 x 12.5 mm OIL SEAL
Replace.
- ⑤ 10 x 20 mm DOWL PIN
- ⑥ CLUTCH HOUSING
- ⑦ SPEED SENSOR
- ⑧ SENSOR DUMMY COVER
- ⑨ O-RING
Replace.
- ⑩ HOLDER PLATE
- ⑪ REVERSE SHIFT FORK ASSEMBLY
• Disassembly/Reassembly, page 13-16
- ⑫ REVERSE IDLE GEAR SHAFT ASSEMBLY
• Disassembly/Reassembly, page 13-15

- ⑬ OIL GUIDE RING
- ⑭ 90 mm WASHER
- ⑮ BEARING OUTER RACE
- ⑯ DIFFERENTIAL ASSEMBLY
• See section 15
- ⑰ OIL GUIDE PLATE
- ⑱ 44 x 72 x 23 mm NEEDLE BEARING
- ⑲ BEARING RETAINING PLATE
- ⑳ COUNTERSHAFT ASSEMBLY
• Index, page 13-29
- ㉑ MAINSHAFT ASSEMBLY
• Index, page 13-23
- ㉒ 75 mm SPRING WASHER
- ㉓ 32 x 46 x 7 mm OIL SEAL
Replace.

- ㉔ TRANSMISSION MAGNET
- ㉕ SHIFT FORK ASSEMBLY
• Disassembly/Reassembly, page 13-22
- ㉖ OIL PUMP ASSEMBLY
• Disassembly/Reassembly, page 13-37
- ㉗ CHANGE HOLDER ASSEMBLY
• Disassembly/Reassembly, page 13-19
- ㉘ UPPER COVER
- ㉙ SELECT LEVER ASSEMBLY
• Removal, page 13-17
• Installation, page 13-43
- ㉚ REVERSE SHIFT ARM
- ㉛ 14x20 mm DOWEL PHIS
- ㉜ 14 x 20 mm DOWEL PIN



- (1) BEARING OUTER RACE
- (2) 75 mm THRUST SHIM
Selection.
- (3) CLAMP
- (4) BACK-UP LIGHT SWITCH
25 N·m (2.5 kg-m, 18 lb-ft)
- (5) CLAMP
- (6) TRANSMISSION HANGER A
- (7) TRANSMISSION HANGER B
- (8) STAY
- (9) WASHER
Replace.
- (10) OIL FILLER PLUG
45 N·m (4.5 kg-m, 33 lb-ft)
- (11) 42 x 63 x 12.5 mm OIL SEAL
Replace.
- (12) WASHER
Replace.
- (13) DRAIN PLUG
40 N·m (4.0 kg-m, 29 lb-ft)

- (14) 36 mm SEALING BOLT
35 N·m (3.5 kg-m, 25 lb-ft)
- (15) STRAINER COVER
- (16) O-RING
Replace.
- (17) STRAINER SET SPRING
- (18) OIL PUMP STRAINER
- (19) 14 mm SEALING BOLT
33 N·m (3.3 kg-m, 24 lb-ft)
- (20) SPRING (L. 25 mm)
- (21) STEEL BALL (LARGE)
- (22) 16 mm SEALING BOLT
42 N·m (4.2 kg-m, 30 lb-ft)

- (23) SPRING (L. 24.2 mm)
- (24) 16 mm SEALING BOLTS
42 N·m (4.2 kg-m, 30 lb-ft)
- (25) SPRING (L. 30 mm)
- (26) STEEL BALL (SMALL)
- (27) SHIFT LEVER ASSEMBLY
° Removal, page 13-17
• Installation, page 13-43
- (28) NEUTRAL SWITCH
25 N·m (2.5 kg-m, 18 lb-ft)
- (29) TRANSMISSION HOUSING
- (30) OIL GUIDE PLATE
- (31) 82 mm THRUST SHIM
• Selection, page 13-41

Torque Value	Bolt Size
A – 12 N·m (1.2 kg-m, 9 lb-ft)	6 x 1.0 mm
B – 24 N·m (2.4 kg-m, 17 lb-ft)	8 x 1.25 mm
C – 26 N·m (2.6 kg-m, 19 lb-ft)	8 x 1.25 mm
D – 45 N·m (4.5 kg-m, 33 lb-ft)	10 x 1.25 mm
E – 12 N·m (1.2 kg-m, 9 lb-ft)	6 x 1.0 mm SPECIAL BOLT
F – 15 N·m (1.5 kg-m, 11 lb-ft)	6 x 1.0 mm SPECIAL BOLT
G – 26 N·m (2.6 kg-m, 19 lb-ft)	8 x 1.25 mm SPECIAL BOLT