PGM-FI Control System

Troubleshooting Flowchart — ECU

Check Engine light never comes on (even for two seconds) after ignition is turned on.

Is the oil pressure light on?

- NO → Inspect No. 5 fuse.
  - Is No. 5 fuse OK?
    - NO → **Replace fuse.**
    - YES → **Repair open in YEL between No. 5 fuse and gauge assembly.**
- YES ↓

Turn the ignition switch OFF.

Connect the ECU test harness between the ECU and connector (page 11-21).

Connect A13 terminal to body ground.

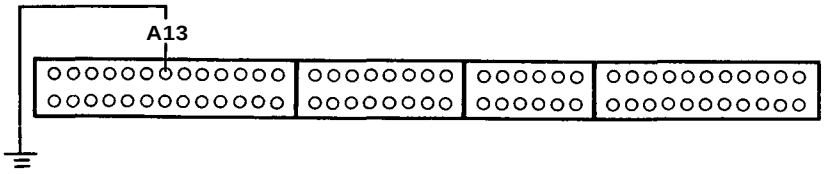

Turn the ignition switch ON.

Is Check Engine light on?

- NO →
  - **Replace the light bulb.**
  - **Repair open in BLU wire between ECU (A13) and gauge assembly.**
- YES ↓

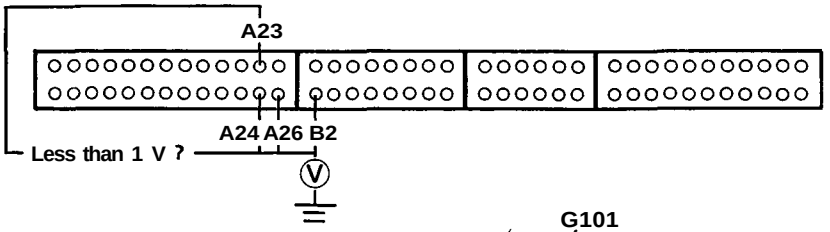

Measure voltage between body ground and the following terminals individually: •A23, •A24, •A26, •B2.

Is there less than 1V?

- NO → **Repair open in wire between ECU and intake manifold (G101) that had more than 1V.**
- YES ↓
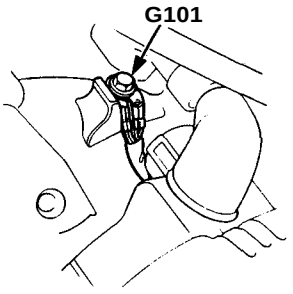
Substitute a known-good ECU and recheck. If symptom/ indication goes away, replace the original ECU.