

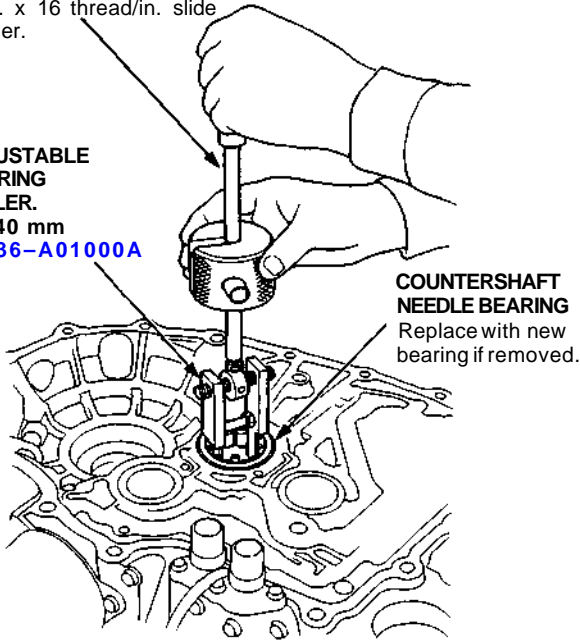


## Countershaft Bearing Replacement

1. Remove the countershaft bearing using the special tool as shown.

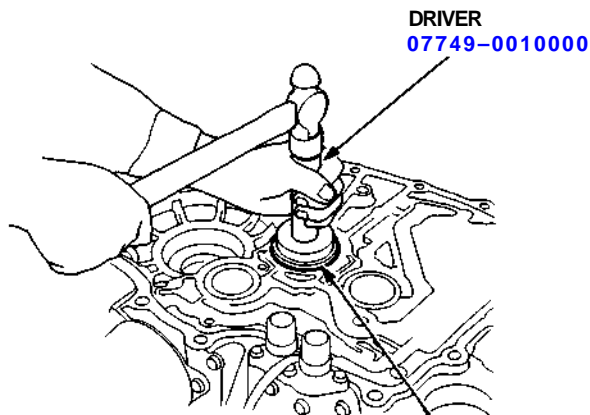
Commercially Available  
3/8 in. x 16 thread/in. slide  
hammer.

**ADJUSTABLE  
BEARING  
PULLER,  
25-40 mm  
07736-A01000A**



**COUNTERSHAFT  
NEEDLE BEARING**  
Replace with new  
bearing if removed.

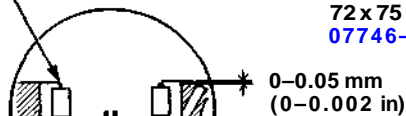
2. Replace the oil guide plate.
3. Drive the new bearing into the housing using the special tools as shown.



**DRIVER  
07749-0010000**

**BEARING**

**ATTACHMENT,  
72 x 75 mm  
07746-0010600**



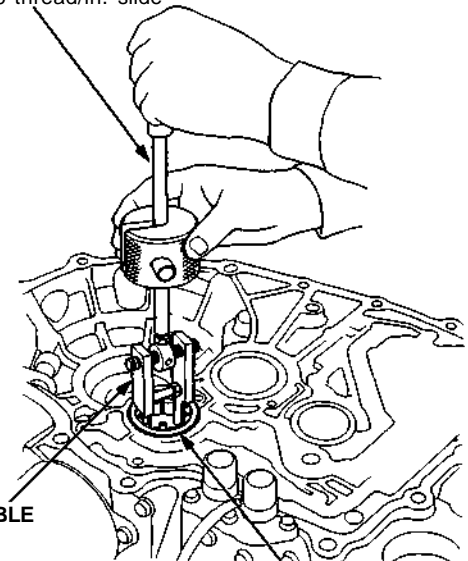
**OIL GUIDE PLATE**  
Replace.

## Secondary Shaft Bearing Replacement

1. Remove the secondary shaft bearing using the special tool as shown.

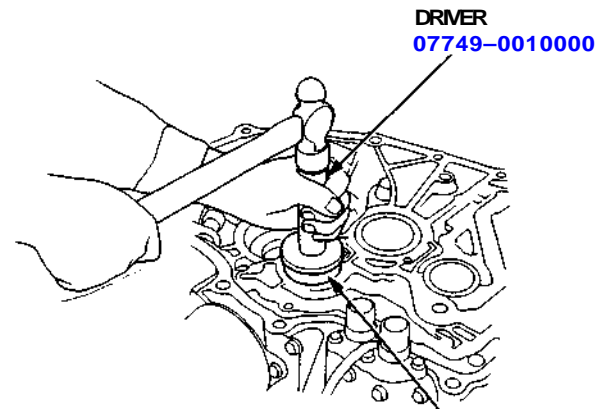
Commercially Available  
3/8 in. x 16 thread/in. slide  
hammer.

**ADJUSTABLE  
BEARING  
PULLER,  
25-40 mm  
07736-A01000A**



**SECONDARY SHAFT  
NEEDLE BEARING**  
Replace with new bearing  
if removed.

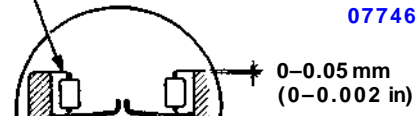
2. Replace the oil guide plate.
3. Drive the new bearing into the housing using the special tools as shown.



**DRIVER  
07749-0010000**

**BEARING**

**ATTACHMENT,  
62 x 68 mm  
07746-0010500**



**OIL GUIDE PLATE**  
Replace.