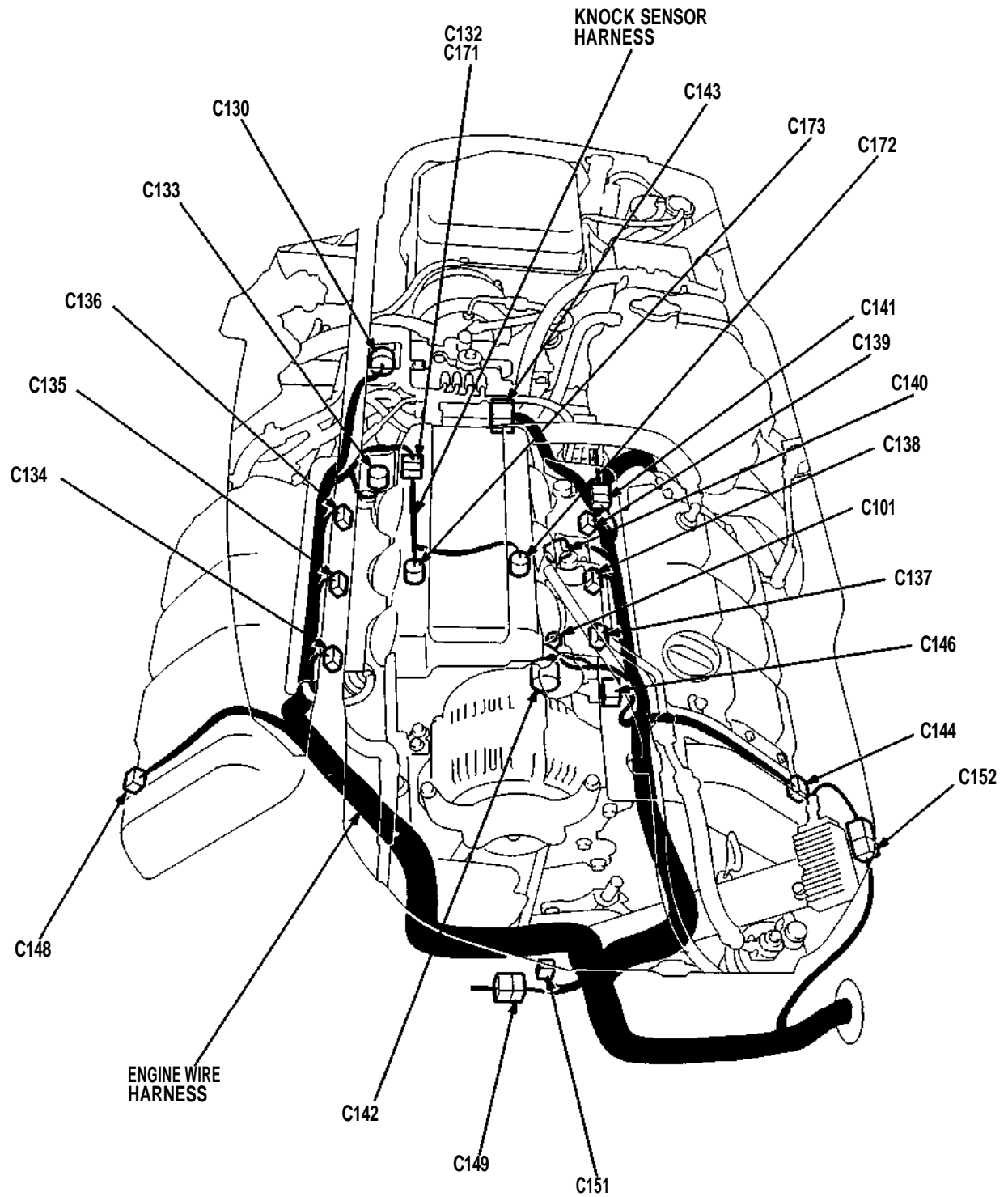


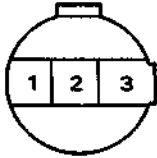
System Description

System Connectors [Engine Compartment (Right Side)] (cont'd)



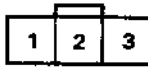


C130



① GRN/WHT ₂
② RED/YEL
③ YEL/WHT ₂

C132



① ORN
② BRN/WHT
③ WHT ₁

C133



① BLU/RED
② YEL/BLK

C134



① RED/BLK
② BRN

C135



① RED/BLK
② RED ₁

C136



① RED/BLK
② ORN

C137



① RED/BLK
② WHT/BLU

C138



① RED/BLK
② BLK/RED

C139



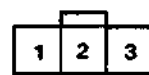
① RED/BLK
② YEL

C140



① GRN/WHT ₂
② RED/BLK

C141



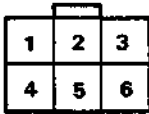
① YEL/WHT ₂
② WHT/GRN
③ GRN/WHT ₂

C142



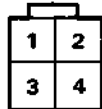
① WHT/RED
② YEL/BLU
③ WHT/BLU
④ BLK/YEL

C143



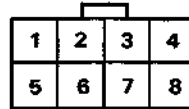
① WHT/BLK	④ WHT/RED
② WHT/GRN	⑤ WHT/YEL
③ WHT	⑥ WHT/BLU ₁

C144



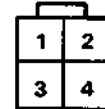
① GRN/WHT ₂
② WHT ₂
③ BLK ₁
④ BLK/YEL

C146



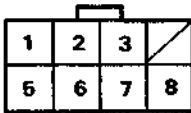
① ORN/BLU ₁	⑤ BLU/GRN
② WHT/BLU ₂	⑥ BLU/YEL
③ WHT/BLU ₃	⑦ WHT
④ ORN/BLU ₂	⑧ ORN

C148



① GRN/WHT ₂
② RED/BLU
③ BLK/BLU
④ BLK/YEL

C149



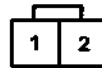
① RED/BLK	④ RED/BLK
② RED/BLK	⑤ RED/BLK
③ RED/BLK	⑦ RED/BLK
④ —	⑧ YEL/BLK

C151



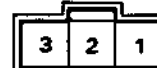
① GRN
② —

C152



① BLK/RED
② BLK/YEL

C171



① RED/BLU
② BRN/WHT
③ WHT ₁

C172



① WHT
② —

C173



① RED/BLU
② —

NOTE: Several different wires have the same color.

They have been given a number suffix to distinguish them (for example YEL/BLK₁ and YEL/BLK₂ are not the same).

O: Related to PGM-FI SYSTEM

(cont'd)