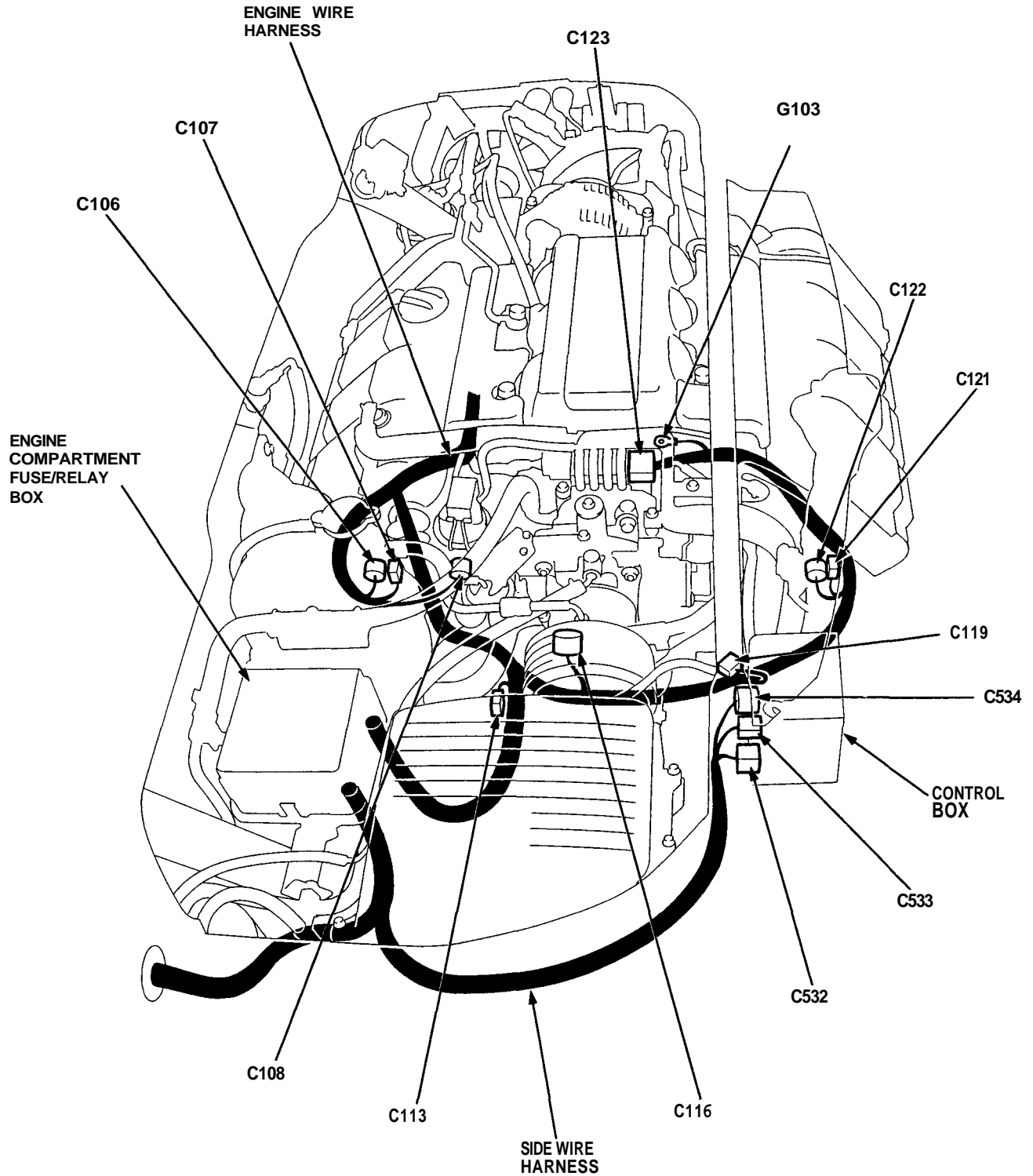


# System Description

## System Connectors [Engine Compartment (Left Side)]

---



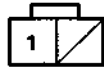


C106



①	GRN/WHT <sub>2</sub>
②	BLU

C107



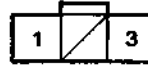
①	YEL
2	—

C108



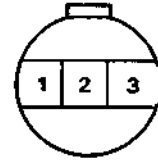
①	GRN/WHT <sub>2</sub>
②	RED/WHT

C113



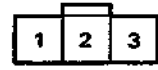
①	LT GRN
2	—
③	BLK <sub>2</sub>

C116



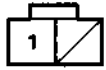
①	GRN/WHT <sub>2</sub>
②	BLU/RED
③	YEL/WHT <sub>2</sub>

C119



①	YEL/RED
②	BLK/YEL
③	BLK <sub>3</sub>

C121



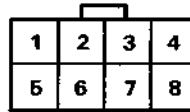
①	BLU/YEL
2	—

C122



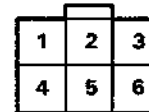
①	GRN/WHT <sub>2</sub>
②	BLU/BLK

C123



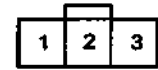
①	WHT	⑤	WHT/BLU
②	WHT/GRN	⑥	BLK
③	BLK	⑦	WHT/YEL
④	WHT/BLK	⑧	WHT/RED

C532



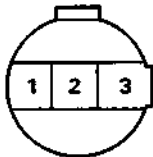
①	BLK/YEL
②	BLK/YEL
③	BLK/YEL
④	RED/BLU <sub>1</sub>
⑤	GRN
⑥	RED <sub>3</sub>

C533



①	YEL/WHT <sub>2</sub>
②	BRN
③	GRN/WHT <sub>2</sub>

C534



①	WHT <sub>3</sub>
②	GRN/WHT <sub>1</sub>
③	YEL/WHT <sub>1</sub>

NOTE: Several different wires have the same color.

They have been given a number suffix to distinguish them (for example YEL/BLK<sub>1</sub> and YEL/BLK<sub>2</sub> are not the same).

O: Related to PGM-FI SYSTEM

(cont'd)