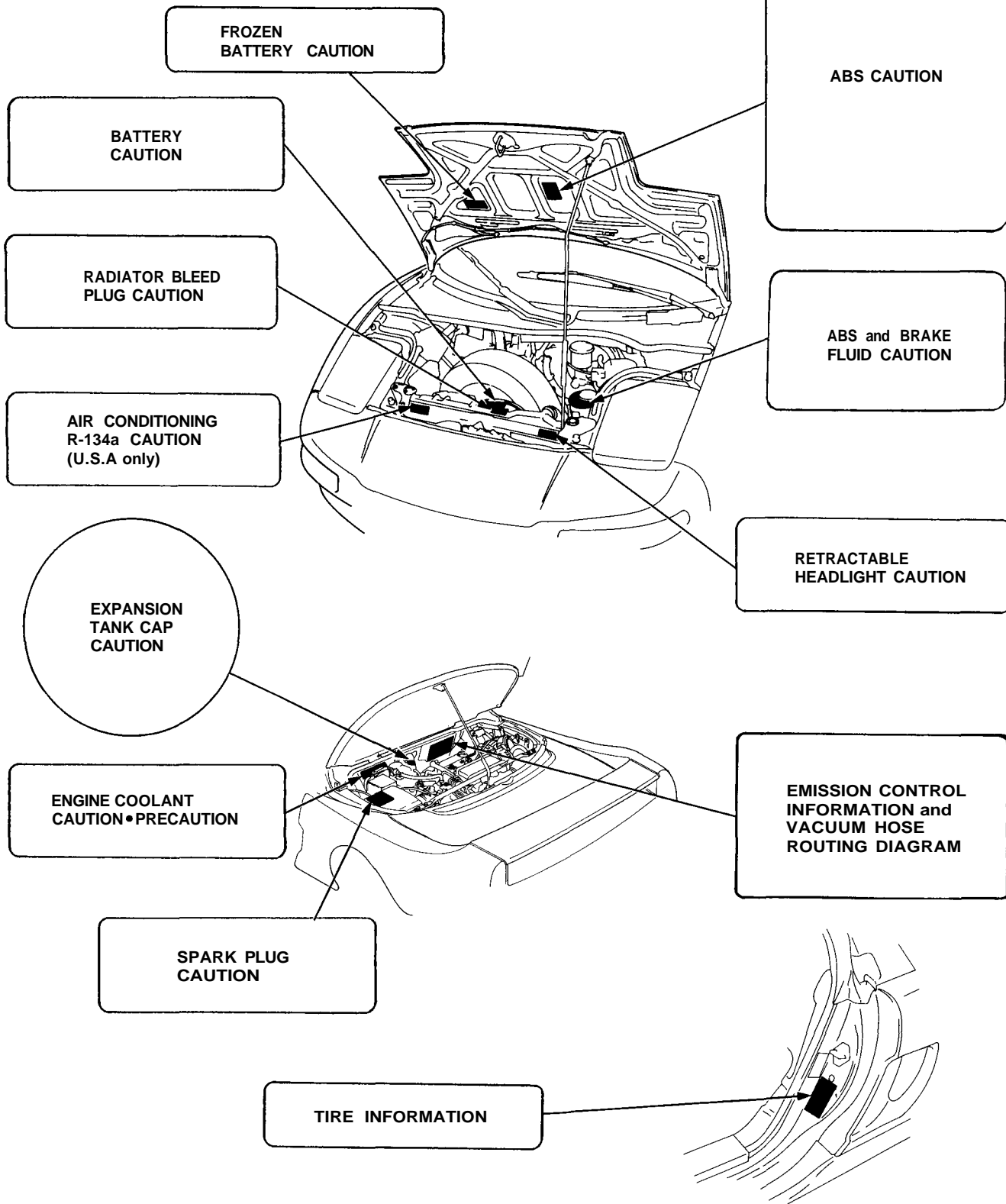




# Warning/Caution Label Locations

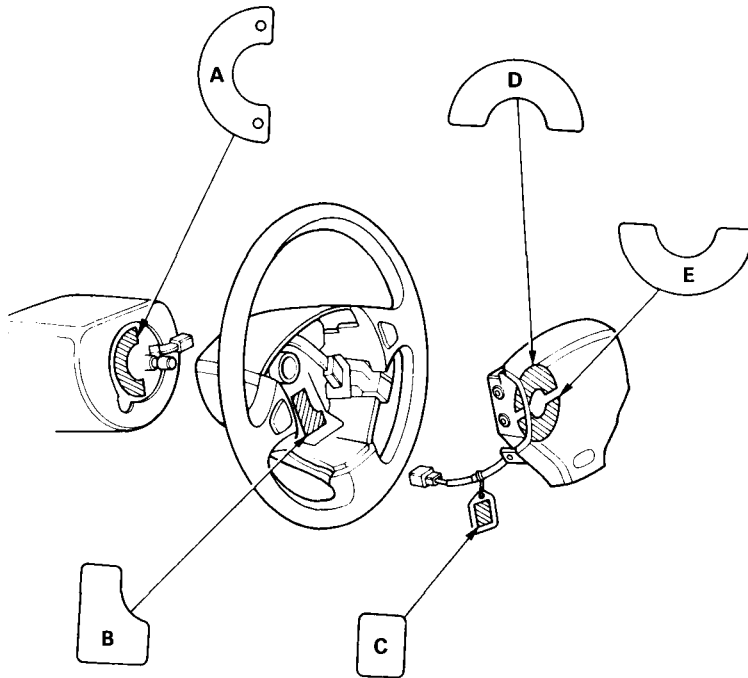
SRS CAUTION LABELS: Refer to page 1-8.



(cont'd)

# Warning/Caution Label Locations

(cont'd)



## A: CABLE REEL CAUTION A

**SRS**

REFER TO SERVICE MANUAL FOR DETAILED INSTRUCTIONS.

## B: STEERING WHEEL NOTICE

**NOTICE**

IMPROPER STEERING WHEEL REMOVAL OR INSTALLATION CAN DAMAGE SRS COMPONENTS. FOLLOW SERVICE MANUAL INSTRUCTIONS CAREFULLY.

## C: INFLATOR WARNING

**WARNING**

**SRS**

TO PREVENT ACCIDENTAL DEPLOYMENT AND POSSIBLE INJURY:  
ALWAYS INSTALL THE PROTECTIVE SHORT CONNECTOR ON THE INFLATOR CONNECTOR WHEN THE HARNESS IS DISCONNECTED.

## D: DRIVER'S INFLATOR CAUTION

**⚠ DANGER**

**EXPLOSIVE/FLAMMABLE**

CONTACT WITH ACID, WATER OR HEAVY METALS SUCH AS COPPER, LEAD OR MERCURY MAY PRODUCE HARMFUL AND IRRITATING GASES OR EXPLOSIVE COMPOUNDS. STORAGE TEMPERATURES MUST NOT EXCEED 200°F (100°C). FOR PROPER HANDLING, STORAGE AND DISPOSAL PROCEDURES REFER TO SERVICE MANUAL, SRS SUPPLEMENT.

**POISON**

CONTAINS POISONOUS SODIUM AZIDE AND POTASSIUM NITRATE.

**FIRST AID**

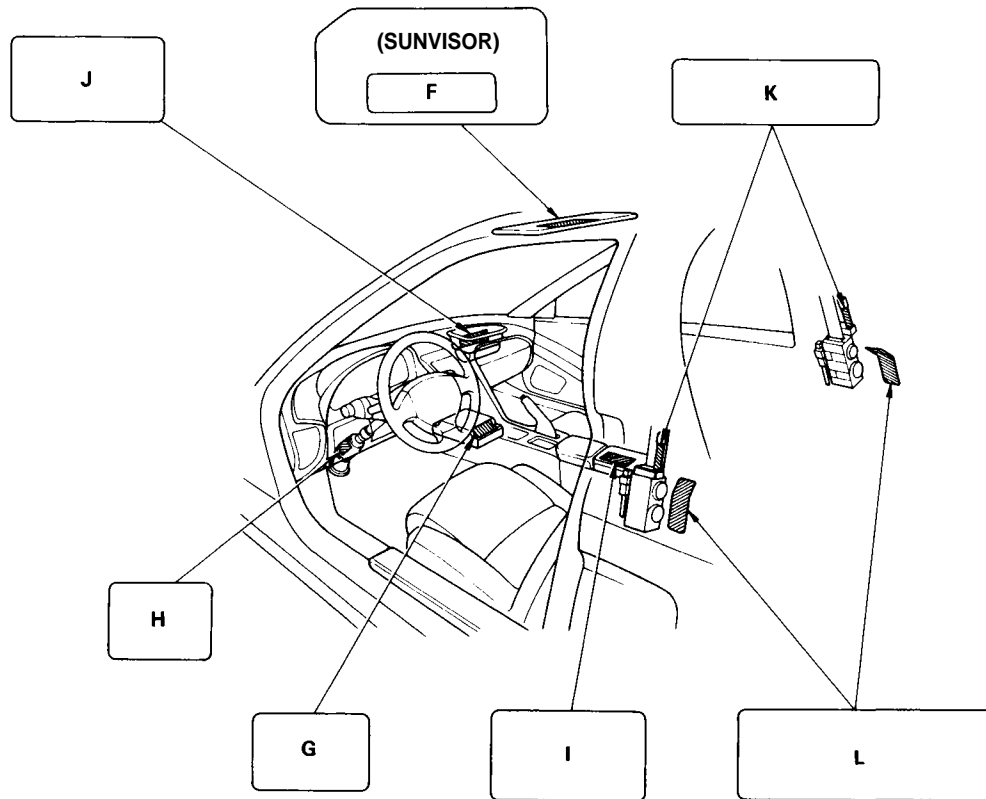
IF CONTENTS ARE SWALLOWED, INDUCE VOMITING. FOR EYE CONTACT, FLUSH EYES WITH WATER FOR 15 MINUTES. IF GASES (FROM ACID OR WATER CONTACT) ARE INHALED, SEEK FRESH AIR. IN EVERY CASE, GET PROMPT MEDICAL ATTENTION.  
KEEP OUT OF REACH OF CHILDREN.

## E: DRIVER MODULE WARNING

**⚠ WARNING**

THE AIRBAG INFLATOR IS EXPLOSIVE AND, IF ACCIDENTALLY DEPLOYED, CAN SERIOUSLY HURT OR KILL YOU.

- DO NOT USE ELECTRICAL TEST EQUIPMENT OR PROBING DEVICES.  
THEY CAN CAUSE ACCIDENTAL DEPLOYMENT.
- NO SERVICEABLE PARTS INSIDE. DO NOT DISASSEMBLE.
- PLACE AIRBAG UPRIGHT WHEN REMOVED.
- FOLLOW SERVICE MANUAL INSTRUCTIONS CAREFULLY.



**F: DRIVER INFORMATION**

**SRS** ALWAYS WEAR YOUR SEAT BELT

- THIS CAR IS EQUIPPED WITH A DRIVER AIRBAG AS A SUPPLEMENTAL RESTRAINT SYSTEM (SRS)
- IT IS DESIGNED TO SUPPLEMENT THE SEAT BELT.
- BEFORE DRIVING READ LABEL INSIDE THE CONSOLE BOX.

**G: MONITOR NOTICE**

**NOTICE** **SRS**

- NO SERVICEABLE PARTS INSIDE.
- REFER TO SERVICE MANUAL FOR DETAILED INSTRUCTIONS.

**H: STEERING COLUMN CAUTION**

**CAUTION** **SRS**

TO AVOID DAMAGING THE SRS CABLE OR REEL, WHICH COULD MAKE THE SYSTEM INOPERATIVE, REMOVE THE STEERING WHEEL BEFORE REMOVING THE STEERING SHAFT CONNECTOR BOLT.

**L: CONSOLE BOX INFORMATION**

**AIRBAG INFORMATION**

**SUPPLEMENTAL RESTRAINT SYSTEM (SRS)**

- THE SRS MUST BE INSPECTED TEN YEARS AFTER IT IS INSTALLED. THE DATE OF INSTALLATION IS SHOWN ON THE CERTIFICATION PLATE, LOCATED ON THE DRIVER'S DOOR JAMB.
- DIAGNOSTIC CHECKS AND REPLACEMENT OF SRS COMPONENTS MUST BE DONE BY AN AUTHORIZED DEALER.
- SEE YOUR OWNER'S MANUAL FOR ADDITIONAL SRS INFORMATION.

(cont'd)

# Warning/Caution Label Locations

(cont'd)

## J: PASSENGER'S INFLATOR CAUTION

### DANGER **SRS**

#### EXPLOSIVE/FLAMMABLE

CONTACT WITH ACID, WATER OR HEAVY METALS SUCH AS COPPER, LEAD OR MERCURY HARMFUL AND IRRITATING GASES OR EXPLOSIVE COMPOUNDS.

STORAGE TEMPERATURES MUST NOT EXCEED 200°F (93°C). FOR PROPER HANDLING STORAGE AND DISPOSAL PROCEDURES REFER TO THE SERVICE MANUAL, SRS SUPPLEMENT.

#### POISON

CONTAINS POISONOUS SODIUM AZIDE AND POTASSIUM NITRATE.

#### FIRST AID

IF CONTENTS ARE SWALLOWED, INDUCE VOMITING FOR EYE CONTACT FLUSH EYES WITH WATER FOR 15 MINUTES.

IF GASES (FROM ACID OR WATER CONTACT) ARE INHALED, SEEK FRESH AIR.

IN EVERY CASE, GET PROMPT MEDICAL ATTENTION.

KEEP OUT OF REACH OF CHILDREN.

#### WARNING

TO PREVENT ACCIDENTAL DEPLOYMENT AND POSSIBLE INJURY:

- ALWAYS INSTALL THE PROTECTIVE SHORT CONNECTOR WHEN THE HARNESS IS DISCONNECTED.
- UNDER NO CIRCUMSTANCES SHOULD DIAGNOSIS BE PERFORMED USING ELECTRICAL TEST EQUIPMENT OR PROBING DEVICES.
- NO SERVICEABLE PARTS INSIDE.
- DO NOT DISASSEMBLE OR TAMPER.
- STORE THE REMOVED AIRBAG ASSEMBLY WITH THE PAD SURFACE UP.
- FOR SPECIAL HANDLING OR STORAGE REFER TO THE SERVICE MANUAL.
- DISPOSE OF THE ENTIRE UNIT AS DIRECTED.

## K: POWRE SOURCE CAUTION

### DANGER

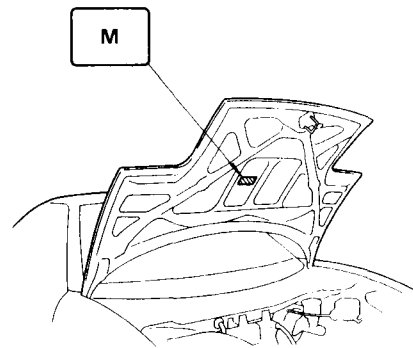
DO NOT REMOVE, IMPACT OR DISASSEMBLE.

## L: PRETENSIONER ELR CAUTION

### CAUTION

FOLLOW THE INSTRUCTIONS BELOW FOR REMOVAL OF THE PRETENSIONER.

- SHORT COUPLER (RED) IS TO BE INSTALLED IMMEDIATELY WHENEVER COUPLER IS DISASSEMBLED.
- ELECTRIC TESTER SPECIFIED BE USED FOR CIRCUIT DIAGNOSIS.
- THE ANCHOR BOLT IN THE SHOULDER AREA IS TO BE REMOVED BEFORE THE PRETENSIONER.
- NO DISASSEMBLY OR IMPACT ALLOWED.
- FOR HANDLING, STORAGE, AND DISPOSAL METHOD, REFER TO THE SERVICE MANUAL.

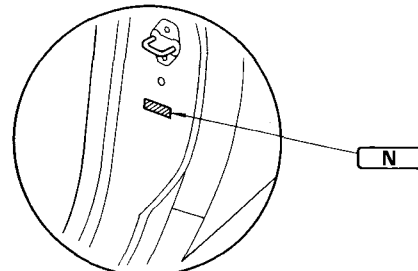


## M: SRS WARNING (HOOD)

SUPPLEMENTAL RESTRAINT SYSTEM (SRS) THIS VEHICLE IS EQUIPPED WITH DRIVER AND FRONT SEAT PASSENGER AIRBAGS. ALL SRS ELECTRICAL WIRING AND CONNECTORS ARE COLORED YELLOW. TAMPERING WITH, DISCONNECTING OR USING ELECTRICAL TEST EQUIPMENT ON THE SRS WIRING CAN MAKE THE SYSTEM INOPERATIVE OR CAUSE ACCIDENTAL FIRING OF THE INFLATOR.

#### WARNING

THE AIRBAG INFLATOR IS EXPLOSIVE AND, IF ACCIDENTALLY DEPLOYED, CAN SERIOUSLY HURT YOU. FOLLOW SERVICE MANUAL INSTRUCTIONS CAREFULLY.



## N: LABEL **AIRBAG**