

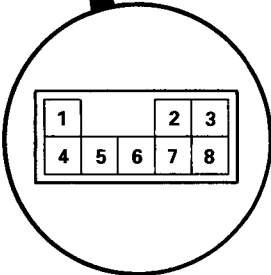
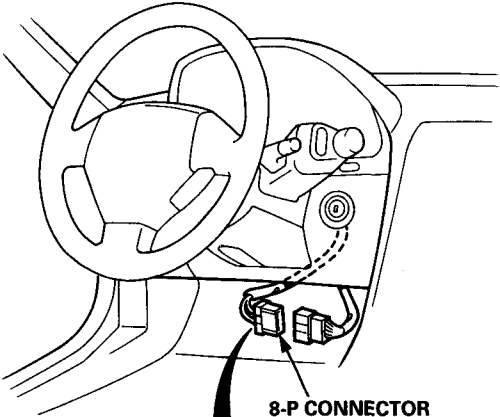
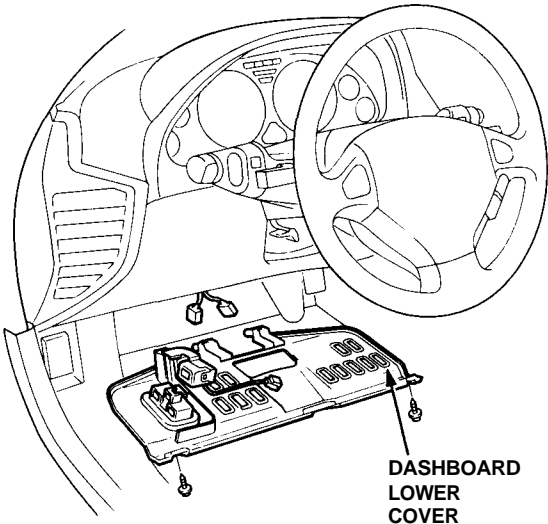
Security Alarm System

Ignition Key Switch Test

SRS components are located in this area. Review the SRS component locations, precautions, and procedures in the SRS [section 24](#) before performing repairs or service.

1. Remove the dashboard lower cover, and disconnect the connectors.

2. Disconnect the 8-P connector from the floor wire harness.
3. Check continuity at the switch connector terminals.
 - There should be continuity between the No. 8 and No. 7 terminals with the ignition key inserted into the ignition key cylinder.
 - There should be no continuity between terminals No. 8 and No. 7 with the ignition key removed.



View from wire side