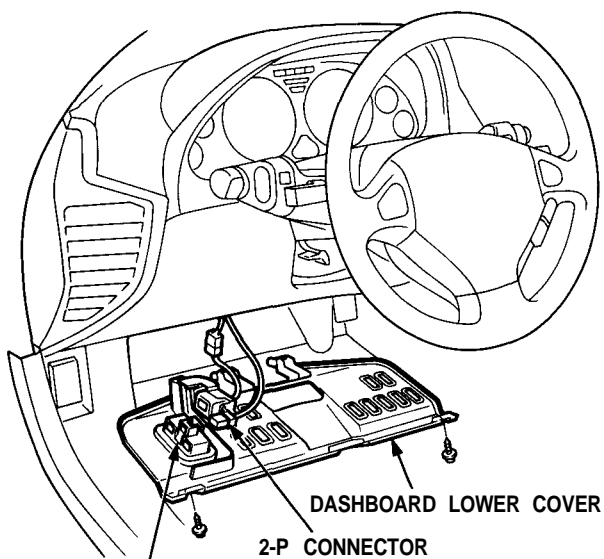




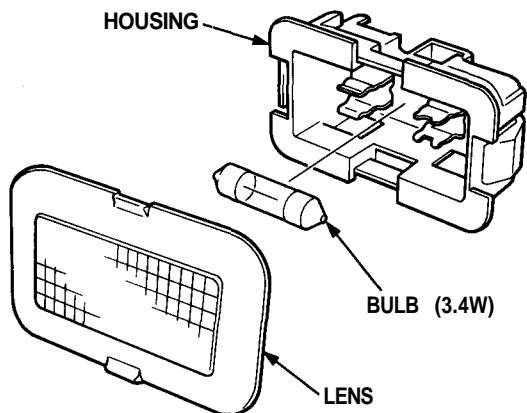
Foot Well Light Replacement

1. Remove the dashboard lower cover.
2. Disconnect the 2-P connector from the foot well light.



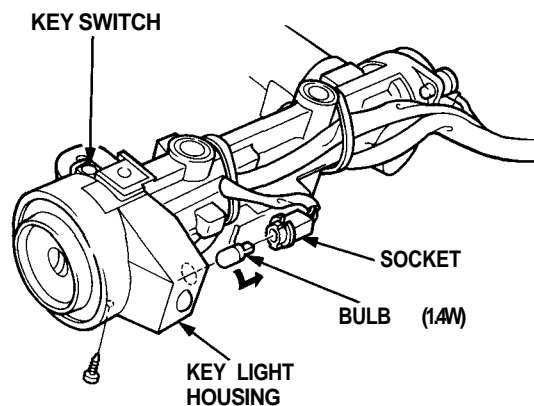
FOOT WELL LIGHT

3. Push the foot well light out of the dashboard lower cover.
4. Remove the foot well light bulb.



Ignition Key Light Replacement

1. Remove the dashboard lower cover.
2. Remove the dashboard lower pad.
3. Remove the bulb/socket from the key light housing by turning the socket 45°.



4. Remove the key light housing from the key cylinder by removing the attaching screw.