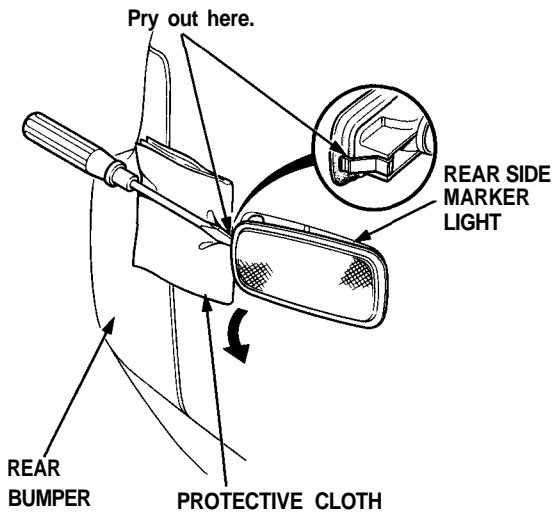


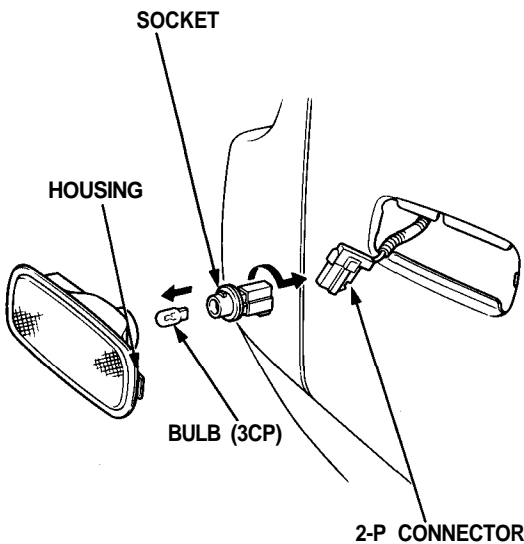
Rear Side Marker Lights

Replacement

1. Carefully pry the rear side marker light out of the rear fender. Be careful not to damage the rear parking light or the rear fender.



2. Disconnect the 2-P connector from the rear side marker light.



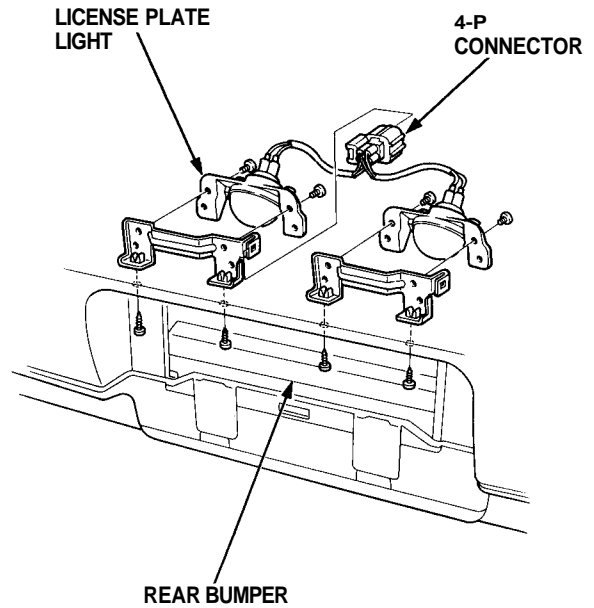
3. Turn the bulb socket 45° counterclockwise to remove it from the rear side marker light.

License Plate Lights

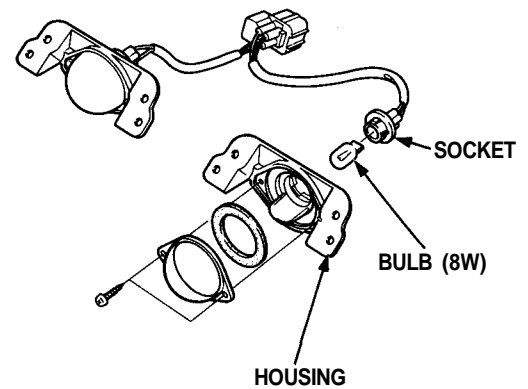
Replacement



1. Remove the eight screws, and disconnect the 4-P connector.



2. Turn the bulb socket 45° counterclockwise to remove it from the housing.



3. If necessary, separate the lens from the housing by removing the two screws.