

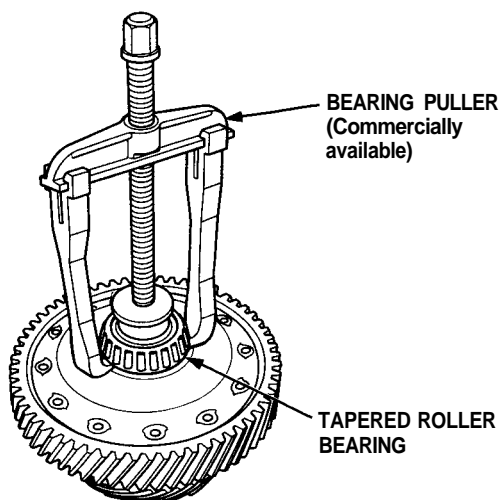
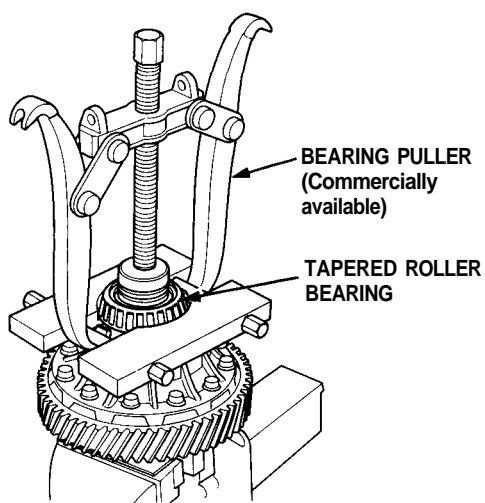


Bearing

Replacement

NOTE:

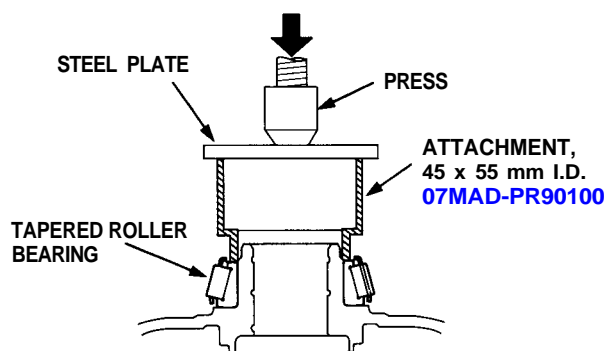
- The bearing and outer race should be replaced as a set.
 - Inspect and adjust the bearing preload whenever the bearing is replaced.
1. Remove the tapered roller bearings using the bearing pullers.



2. Install the tapered roller bearings using a special tool and a press as shown.

NOTE: Press the tapered roller bearings squarely until they bottom against the case.

Transmission Housing Side:



Clutch Housing Side:

