

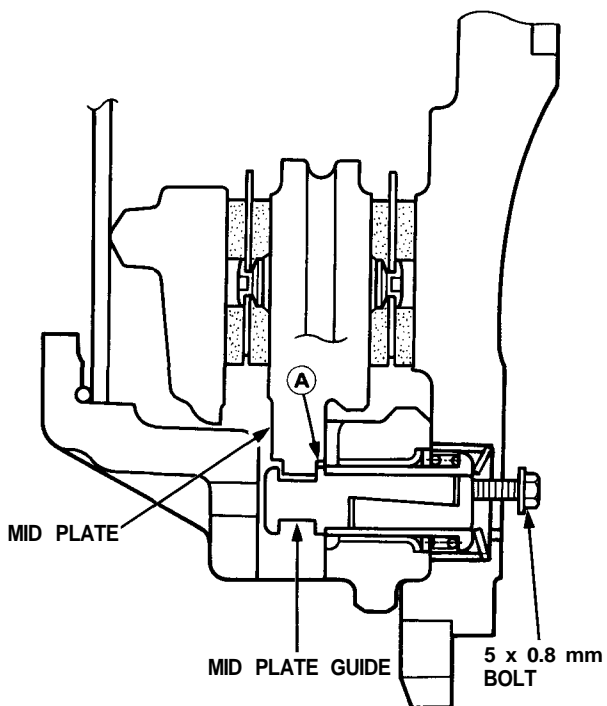
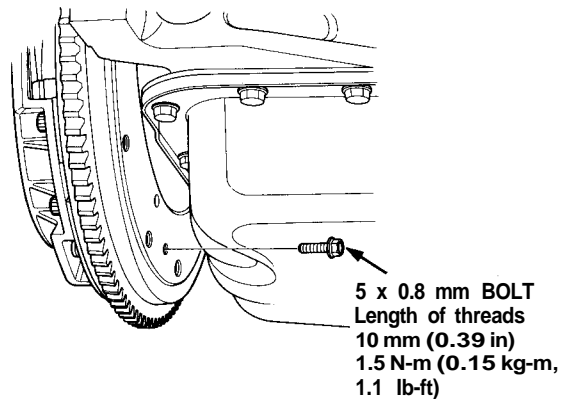
Mid Plate Guide

Initialization

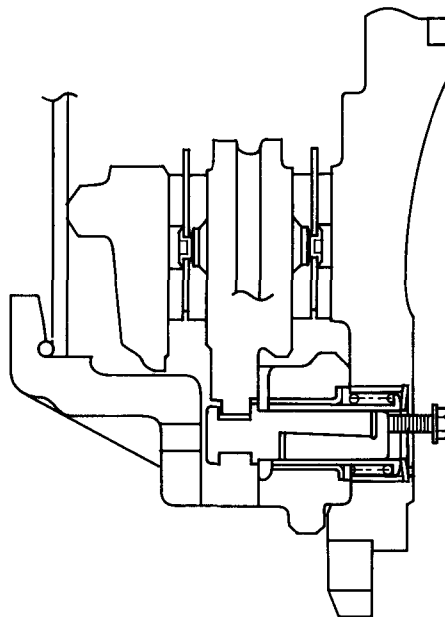
NOTE:

- If the pressure plate mounting bolts are unscrewed, the mid plate guide must be initialized.
- Initialize after tightening the pressure plate mount bolts.

1. Screw the 5 mm bolt into the back of the flywheel until it just touches the mid plate guide.

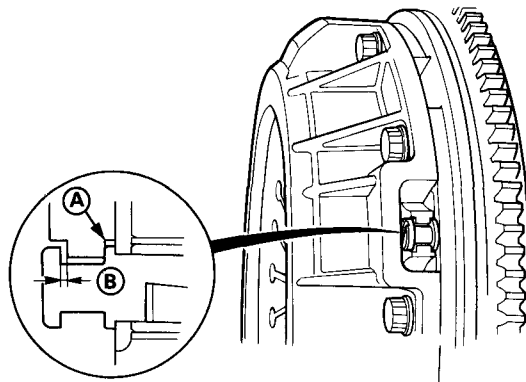


2. Screw the 5 mm bolt in 150—210° further.



3. Make sure that:

- The mid plate guide touches the back of the mid plate (A).
- There is 0.25-0.40 mm (0.010-0.016 in) clearance between the mid plate guide and the front of the mid plate (B).



4. Initialize the remaining mid plate guides as described above, then remove the 5 mm bolt.