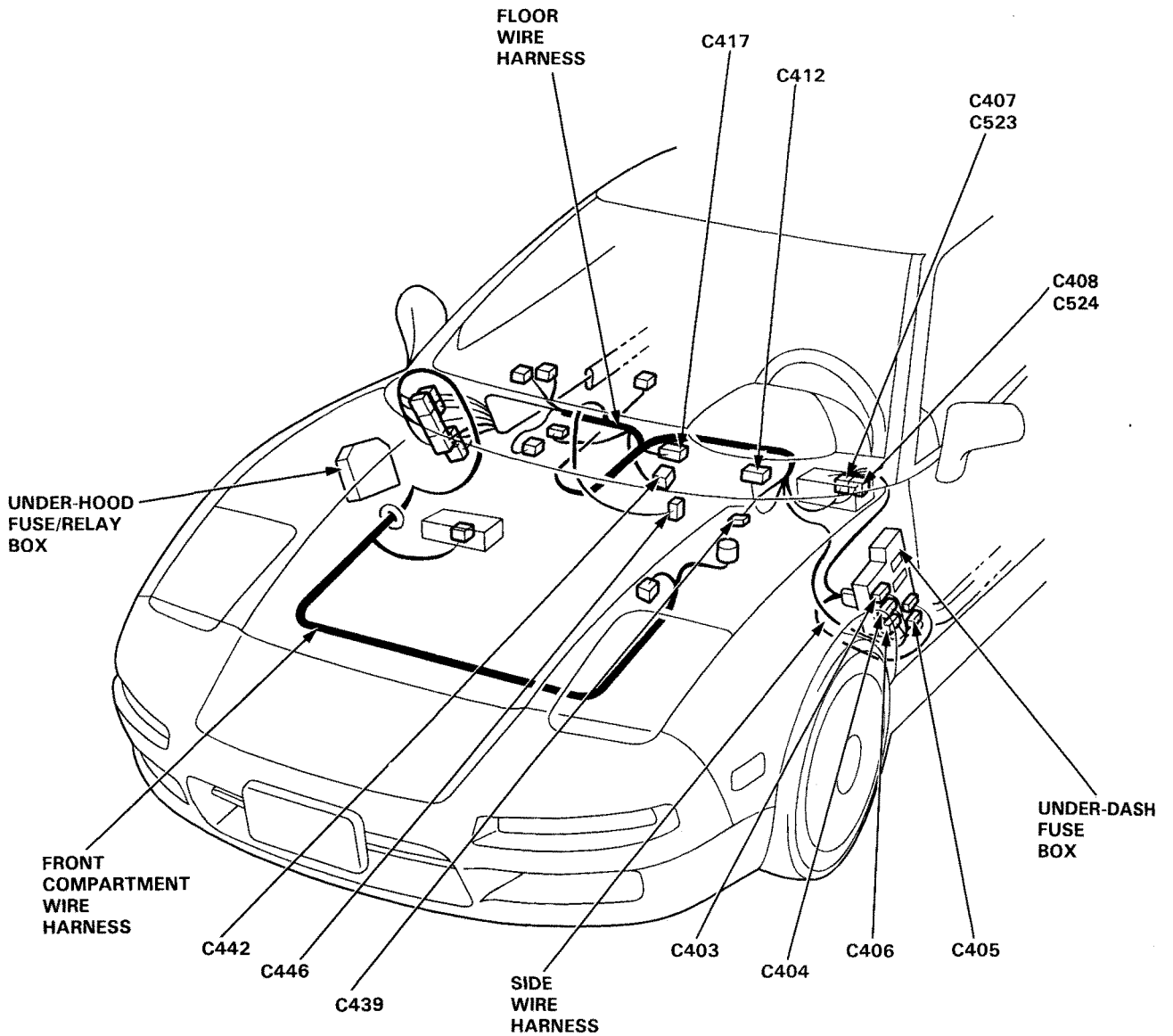


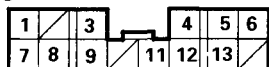
System Description

System Connectors [Front Compartment and Under-dash] (cont'd) ---





C403



① YEL	8 GRN/BLU
2 —	9 BLK
3 GRN/YEL	10 —
4 BLK	11 PNK/BLK
5 BLK	12 PNK/BLK
6 BLK	13 PNK/BLK
7 YEL/BLU	14 —

C404



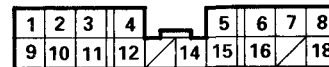
1 —	⑨ YEL
2 YEL/RED	⑩ YEL
3 YEL/GRN	11 —
4 GRN/YEL	12 —
5 BRN/RED	⑬ BLK/WHT
6 WHT/BLU	14 GRN/WHT
7 WHT/BLU	15 YEL/WHT
⑧ YEL	16 BLU/YEL

C405



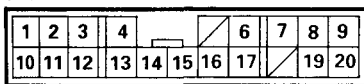
① WHT
2 BLK/BLU
3 WHT/RED
4 BLU/WHT
⑤ BLU/YEL

C406



1 YEL/BLK	10 YEL/BLK
2 YEL/BLK	11 BLK
3 BLK	12 BLK
4 BLK	13 —
5 RED/BLK	14 GRN/WHT
6 RED/BLK	15 BLK/RED
7 RED/BLK	⑯ BLK/YEL
8 PNK	17 —
9 YEL/BLK	18 GRN/BLU

C407



① WHT/GRN	⑪ YEL
2 PNK/ORN	12 GRN/BLK
3 WHT	13 BRN/WHT
4 GRN/WHT	14 ORN/WHT
5 —	15 PNK/WHT
6 WHT/BLK	16 RED/BLU
7 BLU	17 BLK/WHT
8 BLK	18 —
9 RED/YEL	19 BRN/YEL
10 RED/BLK	20 YEL/BLU

C408



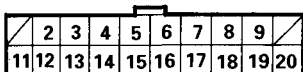
1 WHT/BLK
② BLK/YEL

C412



1 BLU/BLK	⑯ BLU ₂
② YEL	17 GRN
3 YEL/GRN	18 BLK
4 RED	19 BLU/ORN
5 RED/BLK	20 YEL/GRN
6 BRN/YEL	⑳ RED ₂
7 GRN/WHT	㉑ GRY/WHT
8 GRN/YEL	22 LT BLU
9 LT GRN/WHT	㉒ GRN
10 GRN/WHT	25 BRN/GRN
11 GRN/BLK	26 —
12 BLU	27 GRN/WHT
13 RED/YEL	28 BLK/WHT
14 RED/YEL	29 GRN/BLU
15 YEL/RED	30 GRN/RED

C417



1 —	11 BLK
2 RED	12 BLK
3 RED	13 BLK
4 RED	14 BLK/GRN
5 RED	15 BLK/GRN
6 RED	16 BLK/GRN
7 RED/BLK	⑰ GRN
8 RED/BLK	18 GRN
9 RED/BLK	⑱ GRN
10 —	⑳ GRN

C439



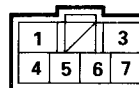
① PNK
2 BLU/ORN
③ BLK

C442



1 GRY
② WHT/GRN
③ GRN/WHT ₃
4 LT GRN

C446



① WHT/RED
2 —
③ BLK/YEL
④ WHT
5 WHT/RED
6 WHT/BLK
7 RED/WHT

NOTE: • Different wires with the same color have been given a number suffix to distinguish them (for example, YEL/BLK1 and YEL/BLK2 are not the same).

○: Related to Fuel and Emissions System.

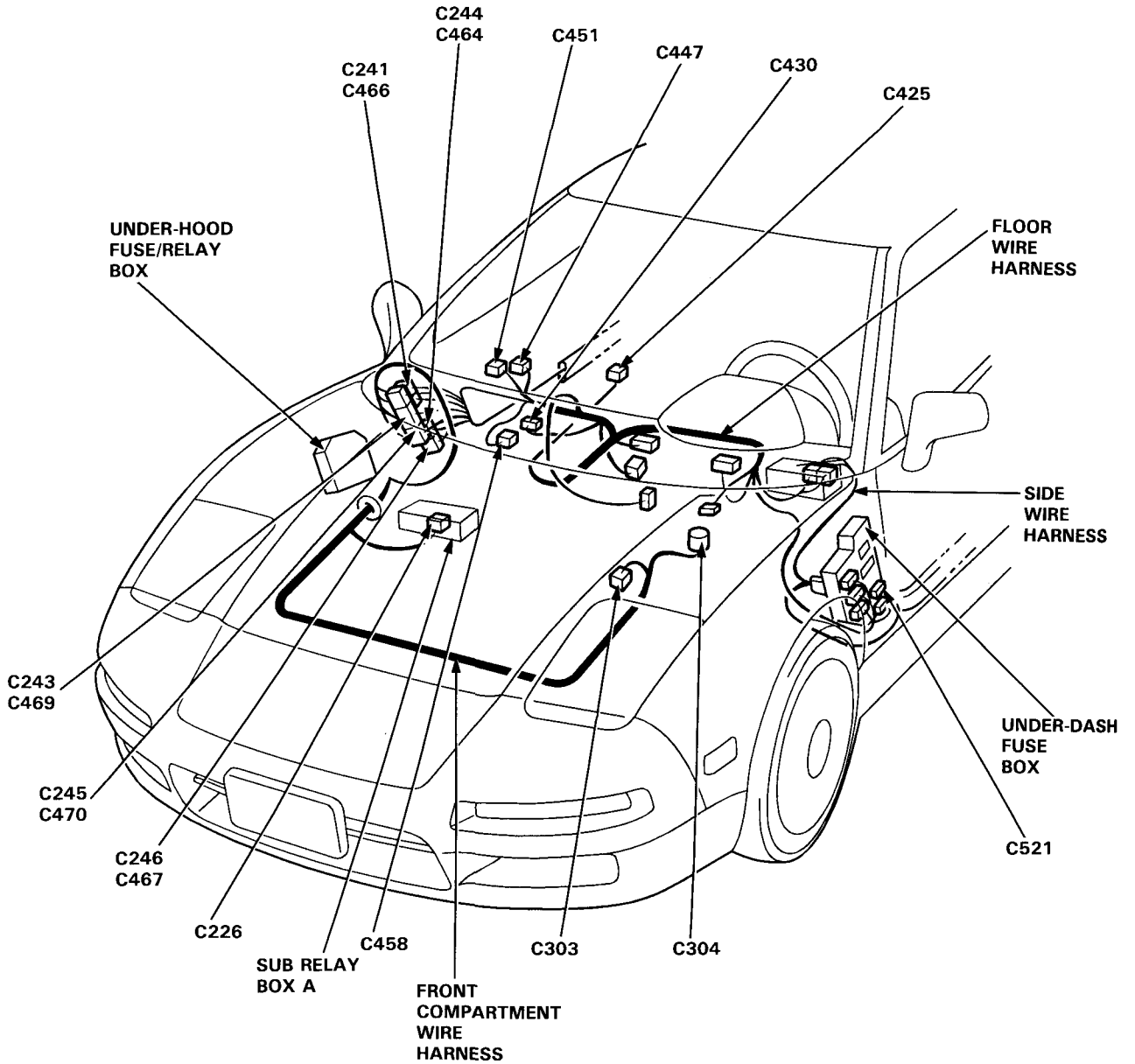
• — Connector with male terminals (double outline): View from terminal side

— Connector with female terminals (single outline): View from wire side

(cont'd)

System Description

System Connectors [Front Compartment and Under-dash] (cont'd)





C226



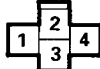
1	PNK/ORN
2	YEL/BLK
3	RED
4	RED/BLU

C303



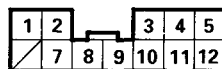
①	BLU/RED
②	YEL/WHT ₂
③	GRN/WHT ₂
④	YEL/WHT ₁
⑤	GRN/WHT ₁
⑥	YEL/RED

C304



①	RED/GRN
2	BRN/BLK
3	BLK
④	BLK

C425



1	BLU/GRN	⑦	GRY/WHT
2	LT GRN/WHT	8	YEL
3	GRN/YEL	9	GRN/BLK
4	BRN/BLK	10	BLK
5	GRN/BLU	11	LT BLU
6	—	⑫	GRN

C430



1	—	9	—
2	—	10	—
3	—	11	—
4	—	⑫	BLK
5	—	⑬	BRN/BLK
6	—	14	—
7	—	⑮	YEL/GRN
⑧	WHT/YEL ₁	16	—

C447



1	RED	11	BLK
2	RED	⑫	BLK
3	RED	⑬	BLK
4	RED	14	WHT/BLU
5	RED	15	WHT/BLU
6	RED	16	WHT/BLU
⑦	WHT/GRN	17	—
⑧	WHT/GRN	⑮	WHT/YEL
9	WHT/GRN	⑮	WHT/YEL
10	WHT/GRN	⑮	WHT/YEL

C451



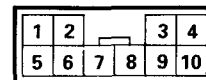
1	RED/BLK	11	BLK
2	RED/BLK	⑫	BLK
3	RED/BLK	⑬	BLK
4	RED/BLK	14	GRN/YEL
5	RED/BLK	15	GRN/YEL
6	RED/BLK	16	—
7	ORN	17	GRN/RED
8	ORN	18	GRN/RED
9	ORN	19	GRN/RED
10	—	20	GRN/RED

C458



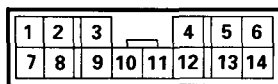
①	BRN/BLK
②	BLU

C464



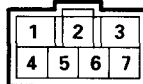
1	BLU/WHT	6	GRN/RED
2	YEL/BLK	7	BLU/BLK
③	BLU/RED	8	PNK/BLK
④	YEL/RED	9	LT GRN/BLK
⑤	RED/GRN	10	ORN

C466



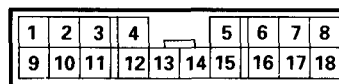
1	LT GRN/YEL	8	YEL/GRN
2	RED/BLU	9	WHT/YEL
3	GRN/WHT	10	BLU/RED
④	WHT/GRN	11	LT GRN/WHT
5	BLU/GRN	12	YEL/GRN
6	LT GRN/RED	13	RED/GRN
⑦	YEL/WHT ₂	14	PNK/WHT

C467



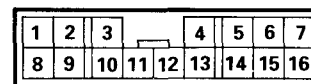
①	WHT/RED
2	BLK
3	YEL/GRN
4	YEL/RED
5	YEL/BLU
6	BLU/WHT
7	BLK/YEL

C469



①	RED/BLU	10	ORN/BLK
2	BLK	11	ORN/RED
3	BRN/BLK	12	LT BLU
4	RED	13	GRY
⑤	GRN/WHT ₂	14	GRN/WHT
6	BLU/WHT	15	GRN/BLU
7	YEL/WHT	16	GRN/BLK
8	RED/WHT	17	BLU/RED
9	ORN	18	GRY/WHT

C470



①	GRN/WHT ₁	9	BLK
2	YEL	⑩	WHT/YEL ₁
3	PNK/WHT	11	YEL/BLK
4	PNK/BLU	12	WHT/BLU
5	BLK/YEL	13	BLU
6	BLU/RED	14	BLU/BLK
7	BLU/WHT	15	GRN/YEL
⑧	YEL/WHT ₁	16	BLU/YEL

C521



①	BLK/YEL
2	BLK/WHT

NOTE:

- Different wires with the same color have been given a number suffix to distinguish them (for example, YEL/BLK₁ and YEL/BLK₂ are not the same).
- : Related to Fuel and Emissions System.
- — Connector with male terminals (double outline): View from terminal side
- Connector with female terminals (single outline): View from wire side