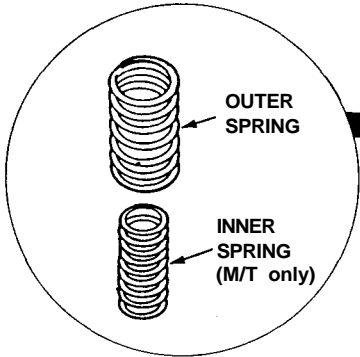


Valves, Valve Springs and Valve Seals

Installation Sequence

NOTE: Exhaust and intake valve seals are NOT interchangeable.

INTAKE VALVE SPRING



VALVE KEEPERS


VALVE SPRING RETAINER

VALVE SPRING


EXHAUST VALVE SEAL (BLACK SPRING)
Replace.

NOTE: Place the end of valve spring with closely wound coils toward the cylinder head.

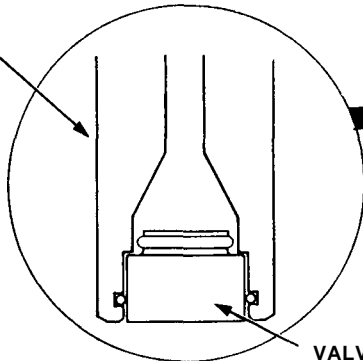
INTAKE VALVE SEAL (WHITE SPRING)
Replace.



SPRING SEAT
NOTE: Install the valve spring seats before installing the valve seals.



VALVE SEAL INSTALLER (Commercially available)
KD-2899



VALVE SEAL
Replace.

