

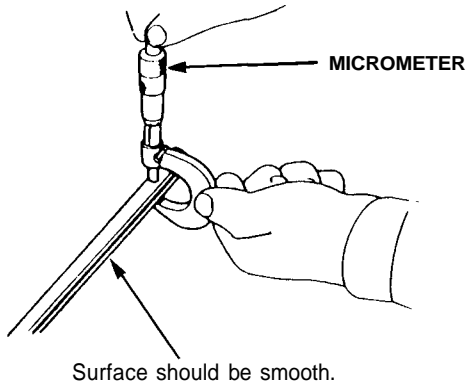


Rocker Arms and Shafts

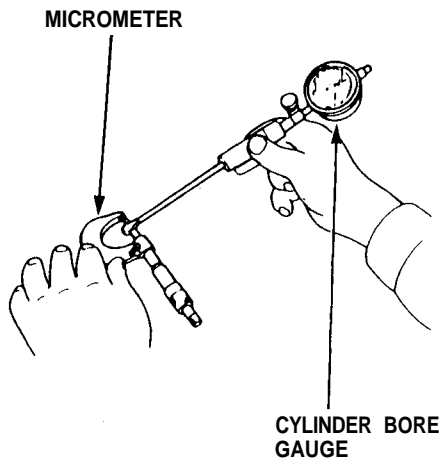
Clearance

Measure both the intake rocker shafts and exhaust rocker shafts.

1. Measure diameter of shaft at first rocker location.



2. Zero gauge to shaft diameter.



3. Measure inside diameter of rocker arm, and check for out-of-round condition.

**Rocker Arm-to-Shaft Clearance (Intake and Exhaust):
Standard (New):**

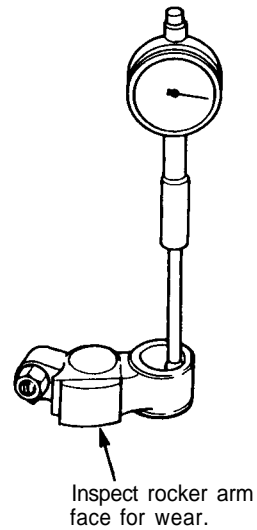
Primary and Secondary:

0.025-0.052 mm (0.0010-0.0020 in)

Mid:

0.024-0.053 mm (0.0009-0.0021 in)

Service Limit: 0.08 mm (0.003 in)



Repeat for all rockers.

— If over limit, replace rocker shaft and all over-tolerance rocker arms.

NOTE: If any rocker arm needs replacement, replace all three rocker arms in that set (primary, mid, and secondary).