

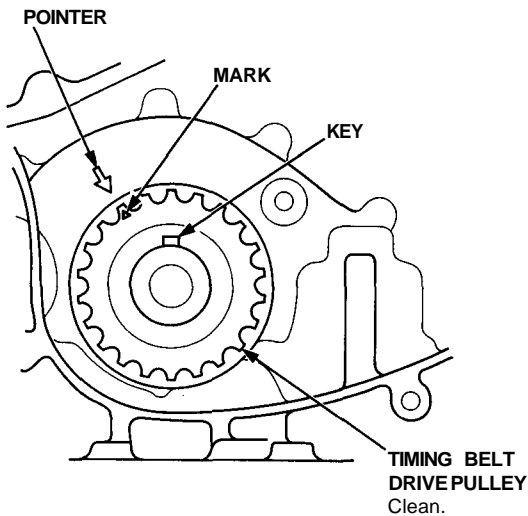
Timing Belt

Installation

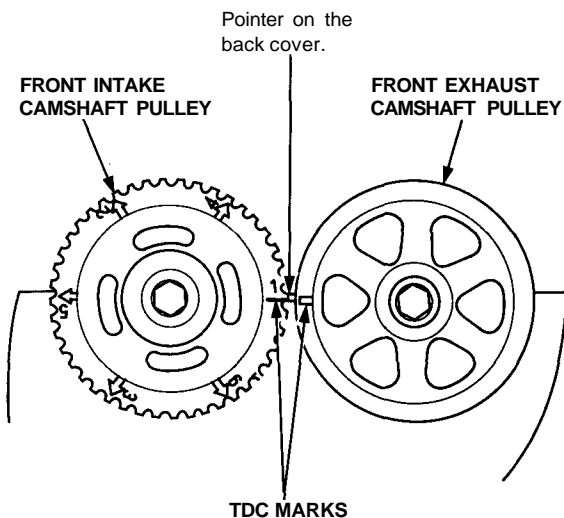
Install the timing belt in the reverse order of removal; Only key points are described here.

NOTE: Clean the middle and lower covers before installation.

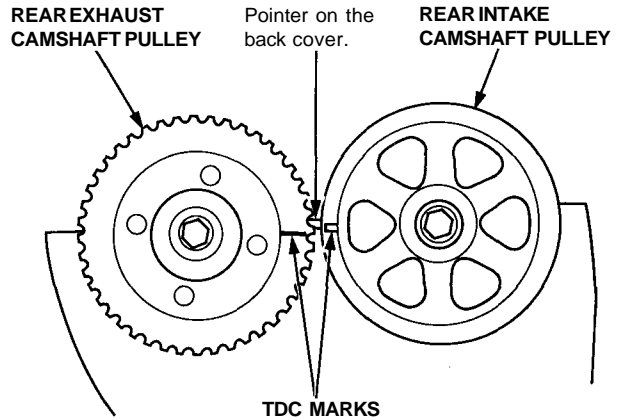
1. Set the timing belt drive pulley so that the No. 1 piston is at top dead center (TDC). Align the Δ mark on the teeth side of the timing belt drive pulley to the \downarrow pointer on the oil pump.



2. Set the front camshaft pulleys so that the No. 1 piston is at TDC. Align the TDC marks on the front exhaust camshaft pulley and front intake camshaft pulley to the pointer on the back cover.



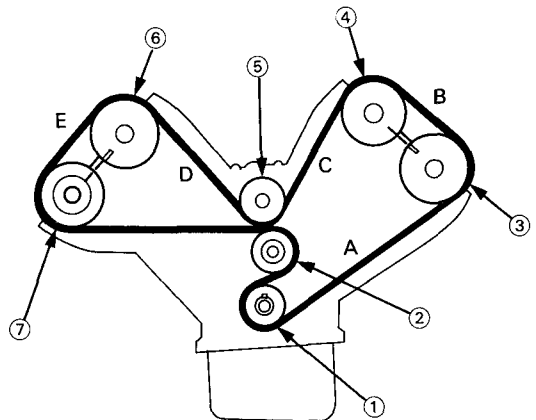
3. Set the rear camshaft pulleys so that the No. 1 piston is at TDC. Align the TDC mark on the rear intake camshaft pulley to the pointer on the back cover. Align the rear exhaust camshaft pulley one half tooth clockwise past TDC.



4. Install the timing belt tightly in the sequence shown.
① Timing belt drive pulley (crankshaft) → ② Adjusting pulley → ③ Front exhaust camshaft pulley → ④ Front intake camshaft pulley → ⑤ Water pump pulley → ⑥ Rear intake camshaft pulley → ⑦ Rear exhaust camshaft pulley.

NOTE: Make sure the timing belt drive pulley and camshaft pulleys are at TDC.

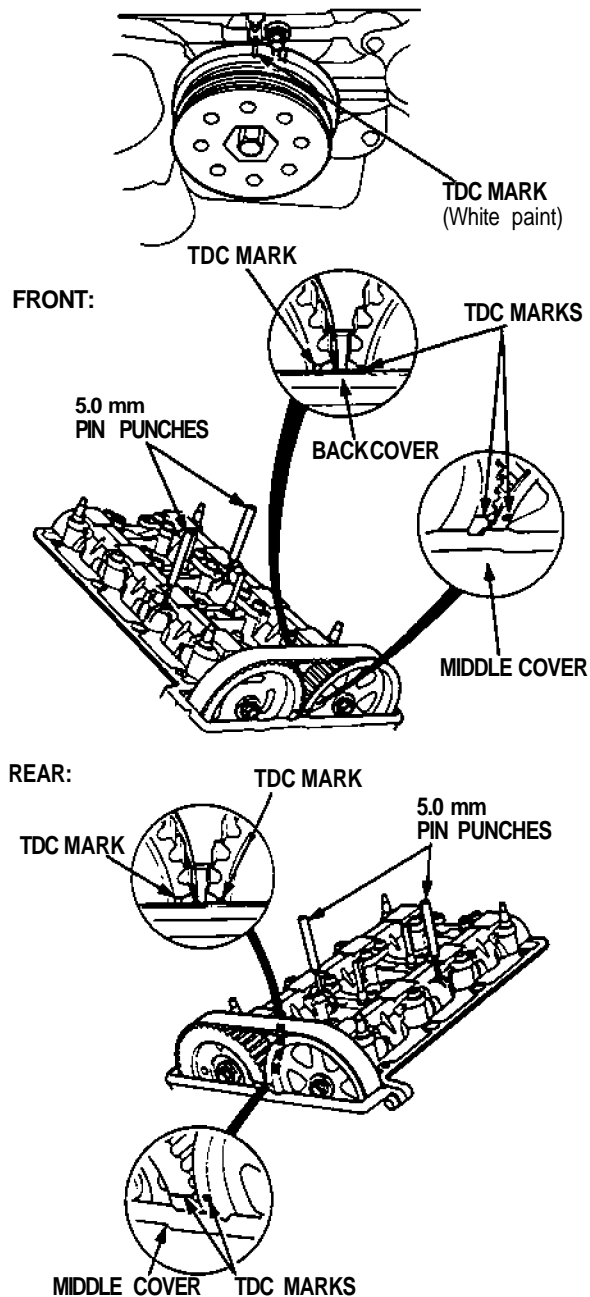
5. Tension the timing belt between the pulleys in the sequence A to E as shown below.





6. Adjust the timing belt (see page 6-14 ('91-'93) or ('94-'96))
7. Install the lower cover and middle covers.
8. Install the crankshaft pulley, then tighten the pulley bolt (see page 6-12 ('91-'93) or ('94-'96))
9. Check the crankshaft pulley and the camshaft pulleys at TDC.

NOTE: To check the camshaft, try to insert 5.0 mm pin punches as shown when the camshaft is at TDC.



10. If a camshaft is not positioned at TDC, remove the timing belt and adjust the positioning following the procedure on page 6-18 ('91-'93) or ('94-'96) then reinstall the timing belt.
11. After installation, adjust the tension of each belt.
 - See section 23 for alternator belt tension adjustment.
 - See section 22 for A/C compressor belt tension adjustment.